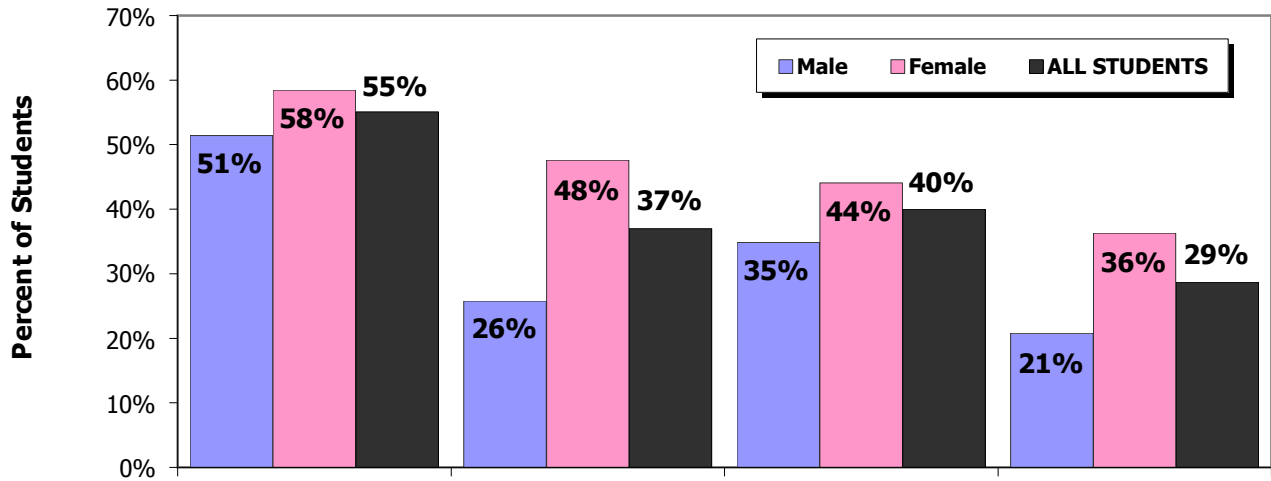


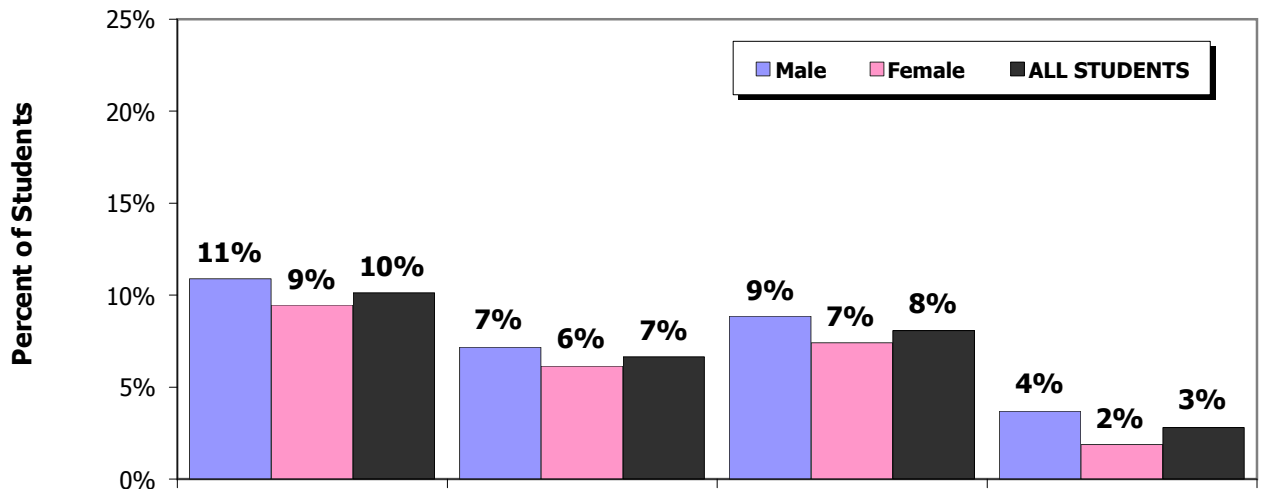
**Table IIA.1.a - Percent of Students Who Were Depressed in Past Year by Gender  
Clallam County - HYS and CTC 2004**



	6th Grade			8th Grade			10th Grade			12th Grade		
	Male	Female	TOTAL	Male	Female	TOTAL	Male	Female	TOTAL	Male	Female	TOTAL
Number DEPRESSED	73	97	173	76	149	225	76	115	195	44	78	123
Number in Sample	142	166	308	295	313	608	218	261	479	212	215	427
<b>Percent DEPRESSED</b>	<b>51%</b>	<b>58%</b>	<b>55%</b>	<b>26%</b>	<b>48%</b>	<b>37%</b>	<b>35%</b>	<b>44%</b>	<b>40%</b>	<b>21%</b>	<b>36%</b>	<b>29%</b>

HYS secondary question: During the past 12 months, did you ever feel so sad or hopeless almost every day for two weeks or more in a row that you stopped doing some usual activities? (Question not asked on HYS 6th grade survey). CTC question: In the past year, have you felt depressed or sad MOST days, even if you felt OK sometimes?)

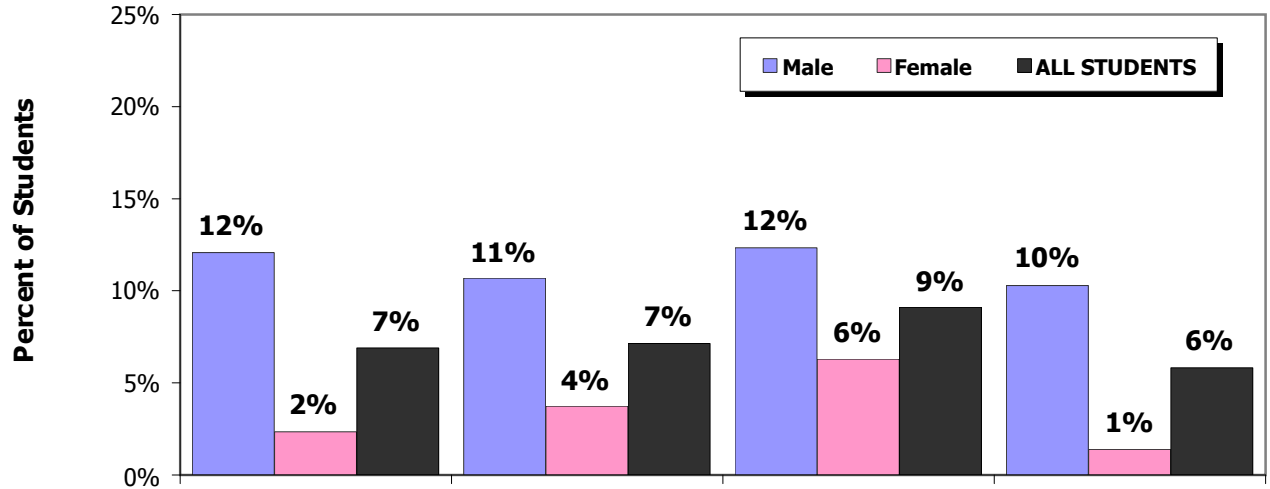
**Table IIA.1.b - Percent of Students Who Have Belonged to a Gang by Gender  
Clallam County - HYS and CTC 2004**



	6th Grade			8th Grade			10th Grade			12th Grade		
	Male	Female	TOTAL	Male	Female	TOTAL	Male	Female	TOTAL	Male	Female	TOTAL
Number EVER IN GANG	16	16	32	16	15	31	14	14	28	6	3	9
Number in Sample	147	169	316	223	244	467	158	189	347	163	159	322
<b>% EVER IN GANG</b>	<b>11%</b>	<b>9%</b>	<b>10%</b>	<b>7%</b>	<b>6%</b>	<b>7%</b>	<b>9%</b>	<b>7%</b>	<b>8%</b>	<b>4%</b>	<b>2%</b>	<b>3%</b>

CTC question: Have you ever belonged to a gang? HYS secondary question: During the past 12 months, have you been a member of a gang? (Question not asked on HYS 6th grade survey).

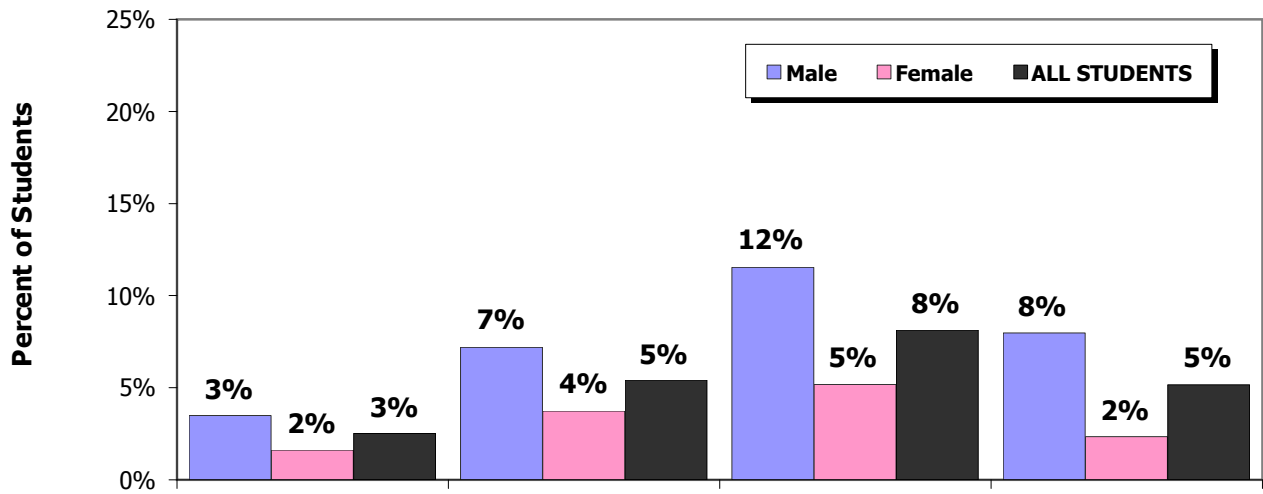
**Table IIA.1.c - Percent of Students Who Have Carried a Weapon by Gender  
Clallam County - HYS and CTC 2004**



	6th Grade			8th Grade			10th Grade			12th Grade		
	Male	Female	TOTAL	Male	Female	TOTAL	Male	Female	TOTAL	Male	Female	TOTAL
# CARRIED WEAPON	18	4	22	33	12	45	29	17	46	22	3	25
Number in Sample	149	170	319	309	321	630	235	270	505	214	215	429
% CARRIED WEAPON	12%	2%	7%	11%	4%	7%	12%	6%	9%	10%	1%	6%

Question not asked on HYS 6th grade survey. HYS secondary question: During the past 30 days, on how many days did you: carry a weapon such as a gun, knife, or club for self-protection or because you thought it might be needed in a fight? CTC question: How many times in the past year have you carried a handgun?

**Table IIA.1.d - Percent of Students Who Have Taken a Weapon to School by Gender  
Clallam County - HYS and CTC 2004**



	6th Grade			8th Grade			10th Grade			12th Grade		
	Male	Female	TOTAL	Male	Female	TOTAL	Male	Female	TOTAL	Male	Female	TOTAL
# WEAPON TO SCHOOL	10	5	15	22	12	34	27	14	41	17	5	22
Number in Sample	286	311	597	306	321	627	234	270	504	213	213	426
% WEAPON TO SCHOOL	3%	2%	3%	7%	4%	5%	12%	5%	8%	8%	2%	5%

HYS 6th grade question: During the past 30 days did you carry a weapon, such as a gun, knife or club on school property? HYS secondary question: During the past 30 days on how many days did you carry a weapon such as a gun, knife or club on school property? CTC question: How many times in the past year have you carried a handgun to school?