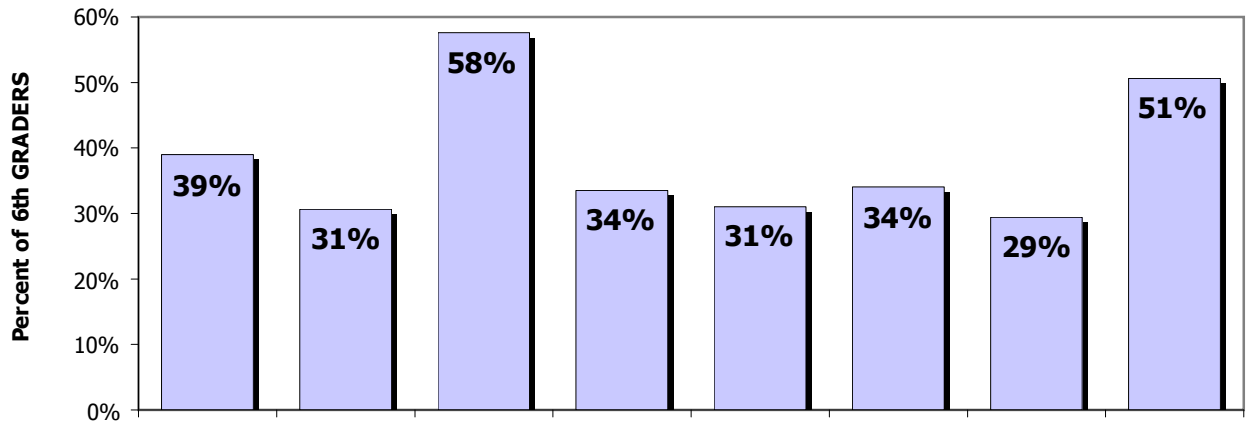


**Table IIIA.4a.1 - PEER-INDIVIDUAL DOMAIN: Risk Factors - 6th GRADERS
HYS and CTC 2004**



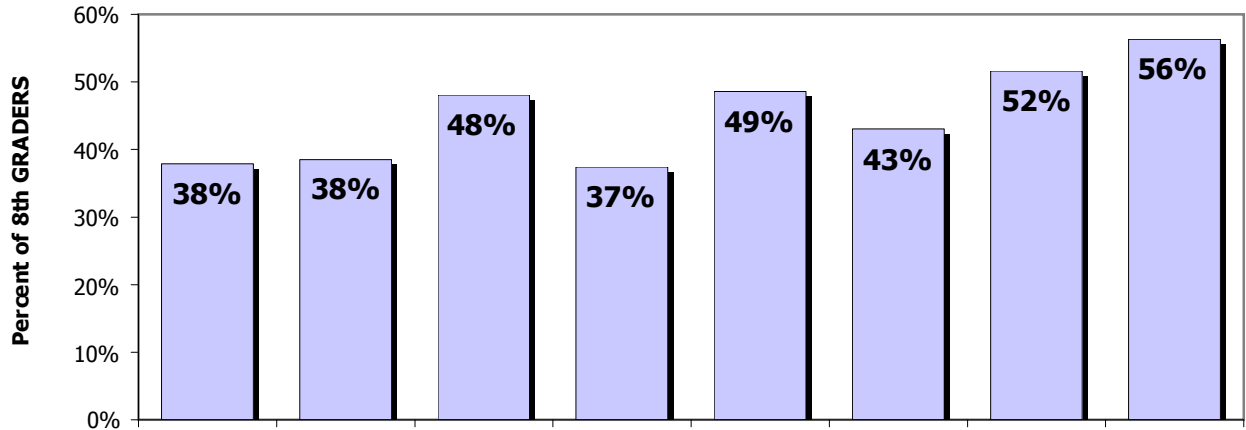
RISK FACTORS

6th GRADERS

	Early Initiation of Drug Use	Early Initiation of Antisocial Behavior	Attitudes Favorable to Antisocial Behavior	Attitudes Favorable to Drug Use	Perceived Risk of Drug Use	Peer's Drug Use	Rewards for Antisocial Involvement	Antisocial Peers
Number of 6th GRADERS At Risk	126	99	189	193	167	110	93	165
Percent of 6th GRADERS At Risk	39%	31%	58%	34%	31%	34%	29%	51%
Number of 6th GRADERS in Sample	323	323	328	576	538	323	316	326

NOTE: Due to the large number of measures in the Peer-Individual Domain, PROTECTIVE FACTORS are presented in a separate table in Module IIIA.4b.

**Table IIIA.4a.2 - PEER-INDIVIDUAL DOMAIN: Risk Factors - 8th GRADERS
HYS and CTC 2004**



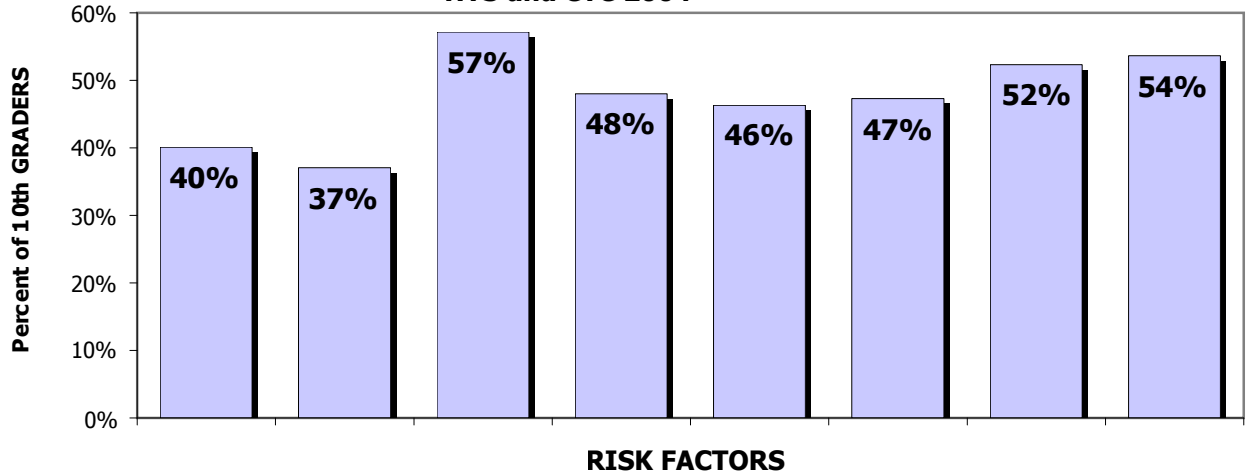
RISK FACTORS

8th GRADERS

	Early Initiation of Drug Use	Early Initiation of Antisocial Behavior	Attitudes Favorable to Antisocial Behavior	Attitudes Favorable to Drug Use	Perceived Risk of Drug Use	Peer's Drug Use	Rewards for Antisocial Involvement	Antisocial Peers
Number of 8th GRADERS At Risk	175	177	222	174	221	198	241	264
Percent of 8th GRADERS At Risk	38%	38%	48%	37%	49%	43%	52%	56%
Number of 8th GRADERS in Sample	462	460	462	465	455	460	467	469

NOTE: Due to the large number of measures in the Peer-Individual Domain, PROTECTIVE FACTORS are presented in a separate table in Module IIIA.4b.

**Table IIIA.4a.3 - PEER-INDIVIDUAL DOMAIN: Risk Factors - 10th GRADERS
HYS and CTC 2004**

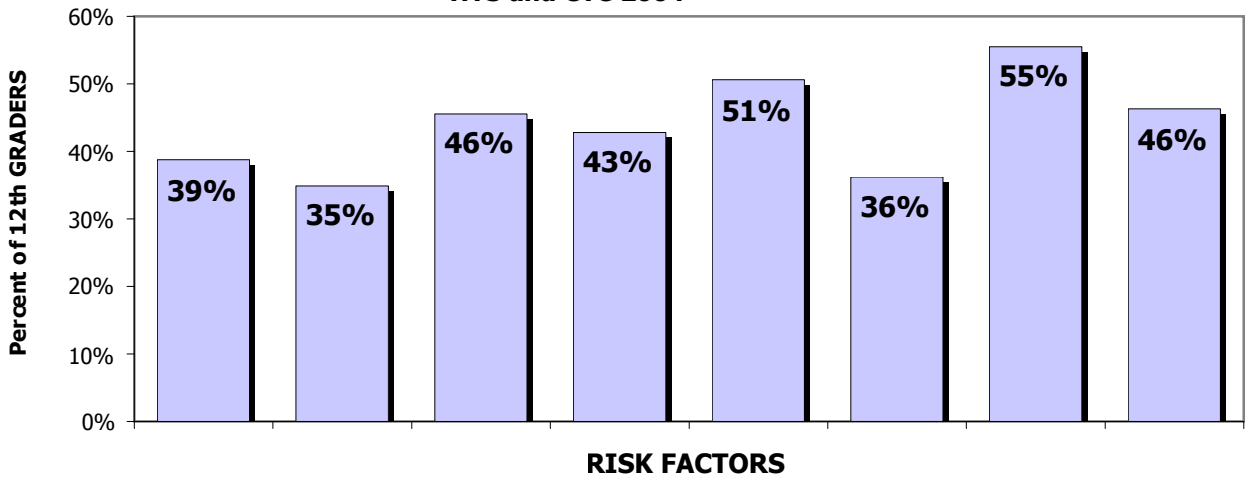


10th GRADERS

	Early Initiation of Drug Use	Early Initiation of Antisocial Behavior	Attitudes Favorable to Antisocial Behavior	Attitudes Favorable to Drug Use	Perceived Risk of Drug Use	Peer's Drug Use	Rewards for Antisocial Involvement	Antisocial Peers
Number of 10th GRADERS At Risk	144	132	204	170	163	167	190	198
Percent of 10th GRADERS At Risk	40%	37%	57%	48%	46%	47%	52%	54%
Number of 10th GRADERS in Sample	359	356	357	354	352	353	363	369

NOTE: Due to the large number of measures in the Peer-Individual Domain, PROTECTIVE FACTORS are presented in a separate table in Module IIIA.4b.

**Table IIIA.4a.4 - PEER-INDIVIDUAL DOMAIN: Risk Factors - 12th GRADERS
HYS and CTC 2004**



12th GRADERS

	Early Initiation of Drug Use	Early Initiation of Antisocial Behavior	Attitudes Favorable to Antisocial Behavior	Attitudes Favorable to Drug Use	Perceived Risk of Drug Use	Peer's Drug Use	Rewards for Antisocial Involvement	Antisocial Peers
Number of 12th GRADERS At Risk	126	113	148	140	163	117	177	150
Percent of 12th GRADERS At Risk	39%	35%	46%	43%	51%	36%	55%	46%
Number of 12th GRADERS in Sample	325	324	325	327	322	323	319	324

NOTE: Due to the large number of measures in the Peer-Individual Domain, PROTECTIVE FACTORS are presented in a separate table in Module IIIA.4b.